

Make Your Family and Friends into Santa's Helpers


Your family and friends can all be Santa's helpers with this fun project!

What You Will Need:


- Heavy white card stock (letter sized 8 1/2 x 11 inches)
- Red and green crayons
- Scissors
- Glue stick
- Faces of your family members or friends cut out of photographs. The faces should be about 1 1/2 inch from top to bottom.
- Clear tape

Directions


1. Print the template of two elves on the heavy white card stock.



2. Color the elves with green and red crayons as shown below.



3. Fold the paper on the dashed line and cut out the shape of the elf. Be sure to cut both layers.



4. Cut out your family and/or friend's faces and glue to the head area.
5. Attach pairs of elves by taping the hands together.



